


MicroSpeed

1.0 mm High Speed Connectors



Full-Scale MicroSpeed 50 Pins



ED. 02 | 05.2015

Catalog E 074574

MicroSpeed - High-Speed Connectors

HIGH-SPEED. INTERCONNECT. SOLUTIONS. —

GENERAL



**MicroSpeed -
the most versa-
tile interconnect
solution**

ERNI's MicroSpeed® connector family is synonymous with fast data transmission, for high signal quality and for time proven reliability in permanent application.

The shielded connector family with 1 mm pitch enables high-speed data applications with up to 25 Gbit/s. The connectors are ideal for next generation communication standards like Ethernet 100 Gbps (IEEE 802.3ba), Optical Internetworking Forum (OIF), USB 3.1 etc. Typical applications which will benefit from the new connectors are data communication and telecommunication, high-end computing, medical technology or industrial automation with high speed transmissions and high data volumes.

Electromagnetic compatibility can be significantly improved thanks to the optimized shield concept. The connectors have minimized electromagnetic radiation and very good immunity to interference.

The robust frame design with polarized mating face and the blind-mate features are decisive aspects for use in industrial environments. The dual-beam female contact ensures safe and reliable connection in rough environments and guarantees a wipe length of 1.5 mm.


MicroSpeed: moving data faster.

MicroSpeed - High-Speed Connectors

CONCEPT —

FEATURES

Pitch	1.0 mm
No. of Pins	50 (2-row), 75 (3-row), 91 and 133 (7-row)
Data rate	up to 25 Gbit/s
Board-to-Board height	5 - 20 mm
Termination technology	SMT (signal contacts), SMT or THR (shield contacts)
Connectors	2-row versions 3-row versions (MicroSpeed Triple) 7-row versions (Open Pin Field Array) Power Modules
Variants	Male and female connectors Vertical and right angle Standard (non-Blind Mate) and Blind Mate EMC enhanced shielding MicroFlex FPC Customized solutions





MicroSpeed - High-Speed Connectors

CONCEPT


CAPABILITIES

2-row
Stacked boards
(Mezzanine)



2-row
Orthogonal boards



2-row
Extender card
(Coplanar)



MicroSpeed - High-Speed Connectors

CONCEPT

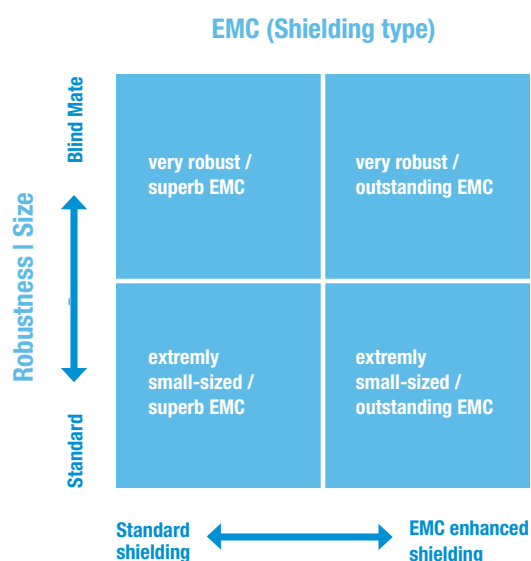
CAPABILITIES



MicroSpeed - High-Speed Connectors

VARIOUS TYPES

MECHANICAL DESIGN & SHIELDING CONCEPT



For various requirements the MicroSpeed family of products offer the best solutions:


Robustness / Size of Connector

- Standard (very small-sized footprint)
- Blind-Mate (very robust, slightly larger footprint)

Electromagnetic Compatibility (EMC)

- Standard shields (very good EMC performance)
- EMC improved shields (outstanding EMC capability; minimized coupling inductance)

BLIND MATE DESIGN




- Blind Mate versions feature
 - a distinctive polarization of the mating face
 - extended guides to capture the mating connector
 - increased wall thickness
 - slightly larger footprint
- Self-aligning feature, guide the Blind Mate connectors into correct mating position
- Designed to ensure consistent and reliable mating even in difficult conditions
- Robust connectors for harsh environments

MicroSpeed - High-Speed Connectors

VARIOUS TYPES

SHIELDING DESIGN



Standard Shielding

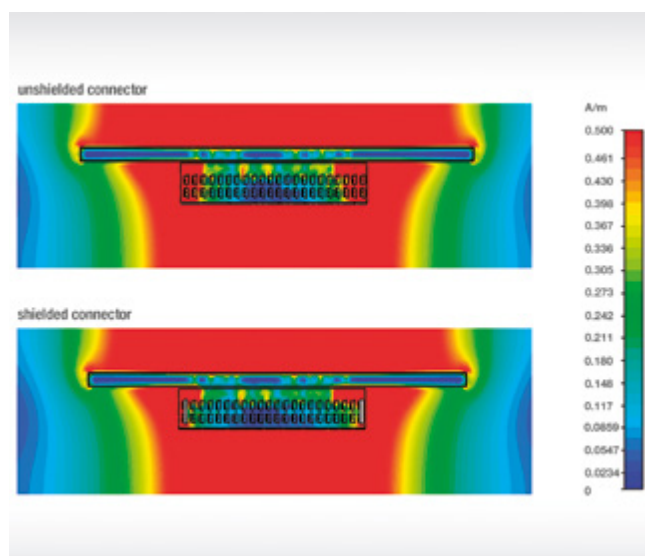
- EMC fingers on Female

EMC Enhanced Shielding

- EMC fingers on Male
- Additional SMT shielding tabs for both Male and Female

Significantly reduced coupling inductance and hence excellent electromagnetic compatibility.

HIGH-END EMC SHIELDING




- MicroSpeed's high-end shielding design guarantees best performance and highly effective electromagnetic compatibility
 - standard shielding provides an excellent interference resistance / immunity against electrostatic discharge (ESD)
 - minimizes the emitted electromagnetic interference (EMI) and prevents undesirable influences on sensitive board components
- The EMC enhanced shielding increases the performance to best-in-class by significantly reducing inductive coupling
- Thus more advanced communication systems benefit from high signal integrity and secure data transmission
- Optionally, the shields can be used as power planes, providing up to 10 A per shield

MicroSpeed - High-Speed Connectors

ADVANTAGES —

CONTACT DESIGN AND DURABILITY



- Superior reliability due to dual-beam female contact design:
 - Twisted contact tulip (90°)
 - Homogeneous, rolled surface guarantees secure contact
 - Wide contact surface between mated pair
 - Low surface roughness minimizes abrasion
 - Low contact resistance
- Provides excellent misalignment tolerance/ tolerance compensation
- Wipe length 1.5 mm
- Durability: > 500 mating cycles
- Contact finish: Au plating
- Lubricated contacts avoid fretting corrosion

INTERFACE/MATING FACE



- Shrouded housing protect contacts; high-temperature resistant materials
- Distinctive polarization avoids mismatching
- The capture range guarantees self-alignment and provides a high misalignment tolerance and inclination
- Low-profile narrow housing design ensures airflow to promote system cooling

MicroSpeed - High-Speed Connectors


ADVANTAGES

SMT/SMT AND SMT/THR TERMINATION



- Surface mount connectors (SMT contacts / SMT shielding)
 - Double sided board assembly
 - 100% coplanarity of ≤ 0.1 mm leads to excellent soldering results
- Optional THR terminals on shielding (SMT contacts / THR shielding)
 - THR shield terminals provide strong mechanical solder joint for demanding industrial applications

BACKSIDE REFLOW SOLDERING




MicroSpeed meets highly efficient board processing:

- Capable of backside reflow soldering vertical low profile male & female SMT versions)

MicroSpeed - High-Speed Connectors

ADVANTAGES —


MICROFLEX



FPC high-speed connections using multi-layer rigid-flexible boards, e.g.

- Two-layer FPC
- High-speed data 25 Gbit/s
- 20 differential pairs
- 500 mm length
- MicroSpeed Open Pin Field Array, 133 pin
- Test equipment for 100 Gig optical network transmission system

PICK & PLACE PAD



- Pick and place pad for vacuum pick-up nozzles provided for straight connectors
- High-temperature plastic to withstand reflow solder temperatures
- Right angled versions are commonly picked-up at the smooth shield surface

MicroSpeed - Power Modules

CONCEPT


POWER MODULES



Power Modules supplement the MicroSpeed product portfolio and enable the board's power supply.

- Miniaturized design with high power blade contacts of 2 mm pitch
- High current carrying capacity of 18 A per contact
- Durable and very reliable 3-point dual-beam female contact
- THR shield terminals provide strong mechanical resistance particularly suitable for industrial applications subject to mechanical stress

VARIOUS TYPES




Various types of Power Modules allow for virtually every PCB arrangement: mezzanine, backplane-to-daughtercard or extender card applications.

- Male and female Power Modules
- Vertical and right angle
- Various connector heights provide for flexible board stacking
 - Male: 1 / 2 / 9 / 10 mm
 - Female: 4 / 6 / 8 / 10 mm
- Standard (non-Blind Mate) and robust Blind Mate versions
- SMT versions and SMT/THR shielding types

MicroSpeed - High-Speed Connectors

HIGH FREQUENCY CHARACTERISTICS

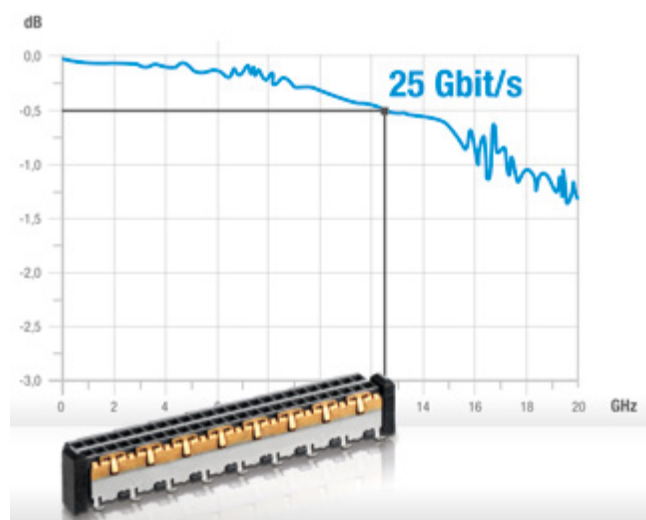
PERFORMANCE



Next-generation platforms demand optimal signal integrity performance when routing high-speed signals. Maintaining proper impedance while minimizing discontinuities can be a challenge. Also unwanted noise from coupling of nearby signal lines may result in distortion of the desired signal.

- The MicroSpeed family of products combines best high-speed performance with excellent signal integrity.
- Based on experience, the best performance is given at shorter stack heights as it results in shorter period of time for reflections and undesired coupling.

HIGH-SPEED CONNECTOR RATING



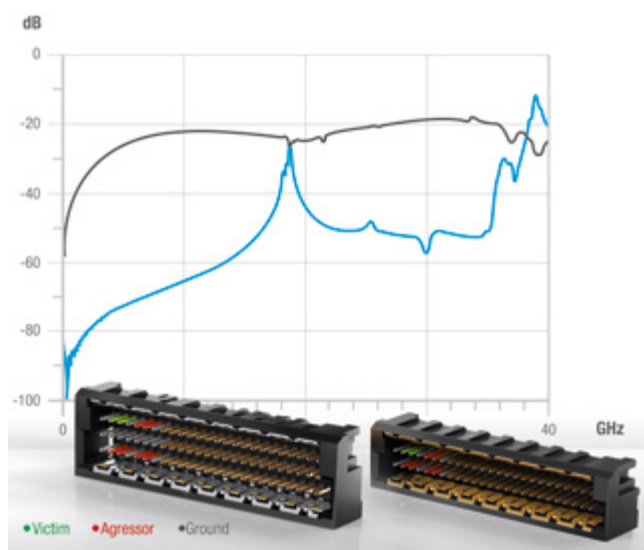
Insertion Loss is a performance feature for signal integrity and high-speed characterization as it indicates the loss of power in a transmission channel. MicroSpeed high-speed connector rating is based on 0.5 dB insertion loss (IL).

- Performance 25 Gbit/s at 0.5dB IL / 12.5 GHz
- Meets 100 Gigabit Ethernet standard (IEEE 802.3ba; 25Gbps per channel)
- Up to 42 differential IOs for 25-Gbit/s high-speed rating
- Low inductance to ground

MicroSpeed - High-Speed Connectors

HIGH FREQUENCY CHARACTERISTICS

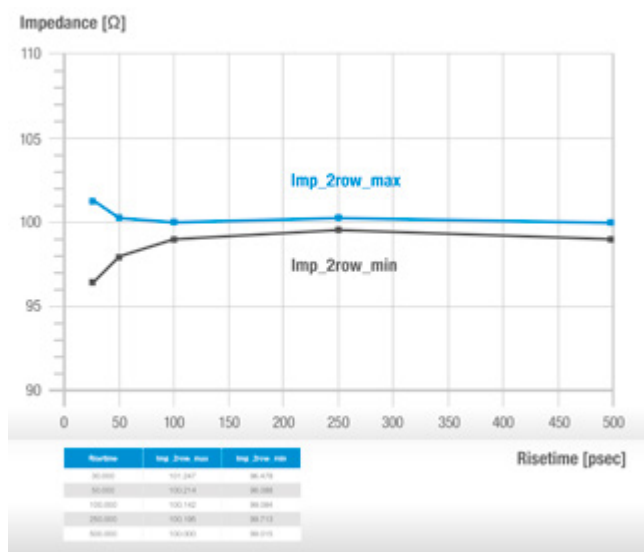
SIGNAL INTEGRITY



MicroSpeed connectors and Open Pin Field Arrays offer maximum grounding and routing flexibility for transversal, longitudinal or meshed pin assignments.

- Various signal-to-ground pattern meet the individual crosstalk requirements (NEXT, FEXT) and hence maintain signal integrity.
- The MicroSpeed Triple supports crosstalk reduction of up to 90% for certain pattern.

CONTROLLED IMPEDANCE



- Impedance matched connectors designed to minimize impedance mismatch
- For single-ended (50 Ω) or differential pair (100 Ω) signaling type


MicroSpeed - High-Speed Connectors

APPLICATIONS —




YOUR CONNECTION TO THE WORLD

Telecommunications.
Industrial.
Computing.
Medical.



CREATING A SUSTAINABLE FUTURE



Intelligent Networks.
Connected Business.


MicroSpeed - High-Speed Connectors

PROCESSING —




TAPE AND REEL PACKAGING

Transport safe packaging and fully automatic assembly



FULLY AUTOMATIC ASSEMBLY AND REFLOW SOLDERING




For efficient processing on modern assembly lines

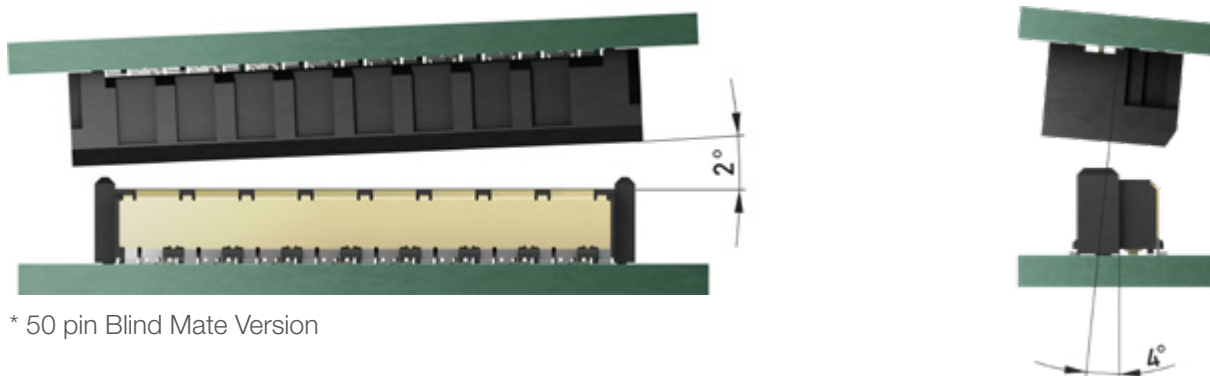
MicroSpeed - High-Speed Connectors

MATING CONDITIONS

WIPE LENGTH




ALLOWED INCLINATION FOR SECURE SELF-CENTERING



* 50 pin Blind Mate Version

ALLOWED MISALIGNMENT FOR SECURE SELF-CENTERING




* 50 pin Blind Mate Version

MicroSpeed - High-Speed Connectors

BOARD-TO-BOARD HEIGHT —

FLEXIBLE BOARD STACKING



Board-to-Board Height	Male Stacking Height	Female Stacking Height
5 – 6 mm	1 mm	4 mm
6 – 7 mm	2 mm	4 mm
7 – 8 mm	1 mm	6 mm
8 – 9 mm	2 mm	6 mm
9 – 10 mm	1 mm	8 mm
10 – 11 mm	2 mm	8 mm
11 – 12 mm	1 mm	10 mm
12 – 13 mm	2 mm	10 mm
13 – 14 mm	9 mm	4 mm
14 – 15 mm	10 mm	4 mm
15 – 16 mm	9 mm	6 mm
16 – 17 mm	10 mm	6 mm
17 – 18 mm	9 mm	8 mm
18 – 19 mm	10 mm	8 mm
19 – 20 mm	9 mm	10 mm
20 – 21 mm	10 mm	10 mm

MicroSpeed - High-Speed Connectors

CHARACTERISTICS

TECHNICAL DATA

Description	Standard	Male and Female Connectors
Climate category	DIN EN 60068-1 test b	55 / 125 / 56
Temperature range		-55 / 125 °C
Current rating per contact	IEC60512 test 5b	ca. 1 A signal contacts / 10 A per shield
Air- and creepage (min.)		contact – contact 0.5 mm
Operating voltage	IEC 60664	The permissible operating voltages depends on the customer application and on the applicable or specified safety requirements. Insulation coordination according to IEC 60664-1 has to be regarded for the complete electrical device. Therefore, the maximum creep- age and clearance distances of the mated connectors are specified for consideration as a part of the whole current path. In practice, reductions in creepage or clearance distances may occur due to the conductive pattern of the printed board or the wiring used, and have to be taken into account separately. As a result the creepage and clearance distances for the application may be reduced compared to those of the connector.
Dielectric strength	IEC 60512 test 4a	contact – contact 500 V _{rms} contact – ground 500 V _{rms}
Contact resistant	IEC 60512 test 2a	< 25 mΩ
Insulation resistant	IEC 60512 test 3a	> 10 ⁴ MΩ
Vibration, sine	IEC 60512 test 6d	10 – 2000 Hz 20 g
Contact disturbance (while vibration test)	IEC 60512 test 2e	< 1 μs
Shock, halvesine	IEC 60512 test 6c	50 g 11 ms
Contact disturbance (while shock test)	IEC 60512 test 2e	< 1 μs
Mechanical Operation	IEC 60512 test 9a	500 mating cycles
Insertion and withdrawal force	IEC 60512 test 13b	max. 0.5 N per contact
Gauge retention force	IEC 60512 test 16e	> 0.1 N

MicroSpeed - High-Speed Connectors


CHARACTERISTICS —

Description	Standard	Male and Female Connectors
Signal Transmission Data		
Data rate		up to 25 Gbit/s
Multiline crosstalk		< 0.5% at 50 ps (10-90%)
Differential impedance		100 Ω
Single ended impedance		50 Ω
Processing Conditions		
Reflow soldering temperature max.	JEDEC J-STD-020	20 - 40 s at 260 °C
Coplanarity		< 0.1 mm
Housing Material		
Insulation body		LCP
CTI value	IEC 112	175
UL flame rating	UL 94	V-0
UL file plastic material		E83005
MSL	JEDEC J-STD-020	Level 1
Contact Material		
Base material		Cu alloy
Mating area		Gold plating
Termination area		Sn plating
Environment Compatibility		
Recycling		no flame-retardent additives, no toxic additives allow easy recycling
Product Approval		
UL/CSA		E84703

MicroSpeed - Two-row Configurations

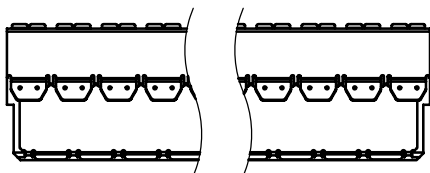
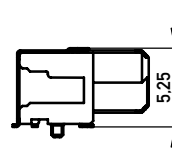
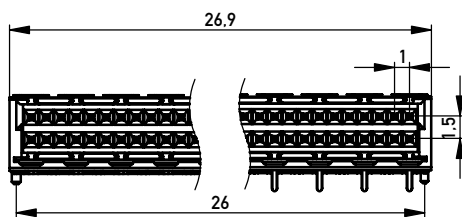
STANDARD EMC ENHANCED, RIGHT ANGLE FEMALE

PRODUCT SPECIFICATION

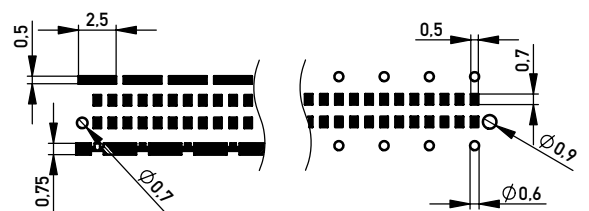


- Right angle, 2-row
- Data rates up to 25 Gbit/s
- EMC enhanced shielding
- Shield contacts available in SMT or THR
- Polarized mating face
- Tape and reel packaging

DIMENSIONAL DRAWINGS



Recommended Layout



MicroSpeed - Two-row Configurations

STANDARD EMC ENHANCED, RIGHT ANGLE FEMALE

ORDERING INFORMATION

No. of Pins	Termination	Packaging	Part Number
50	SMT	Tape and reel	244676
50	SMT/THR	Tape and reel	374719

MicroSpeed - Two-row Configurations

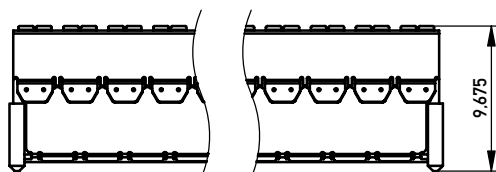
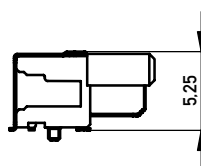
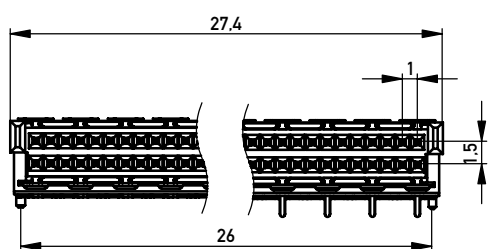
BLIND MATE EMC ENHANCED, RIGHT ANGLE FEMALE

PRODUCT SPECIFICATION

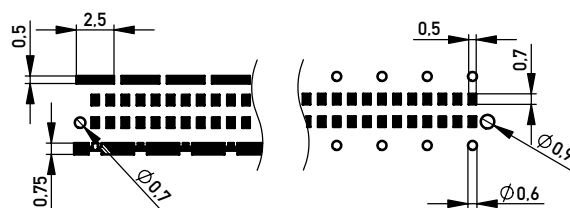


- Right angle, 2-row
- Blind Mate design
- Data rates up to 25 Gbit/s
- EMC enhanced shielding
- Shield contacts available in SMT or THR
- Polarized mating face
- Tape and reel packaging

DIMENSIONAL DRAWINGS



Recommended Layout



MicroSpeed - Two-row Configurations

BLIND MATE EMC ENHANCED, RIGHT ANGLE FEMALE


ORDERING INFORMATION

No. of Pins	Termination	Packaging	Part Number
50	SMT	Tape and reel	284310
50	SMT/THR	Tape and reel	374720

MicroSpeed - Two-row Configurations

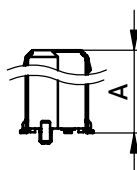
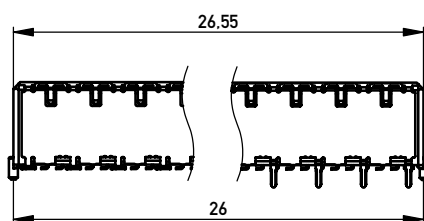
STANDARD, VERTICAL FEMALE

PRODUCT SPECIFICATION

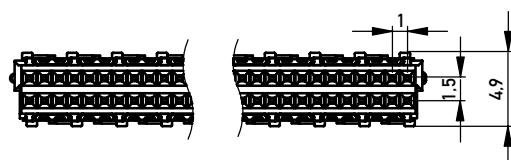


- Vertical, 2-row
- Data rates up to 25 Gbit/s
- Standard shielding
- Shield contacts available in SMT or THR
- Heights: 4, 6, 8, 10 mm
- Polarized mating face
- Tape and reel packaging

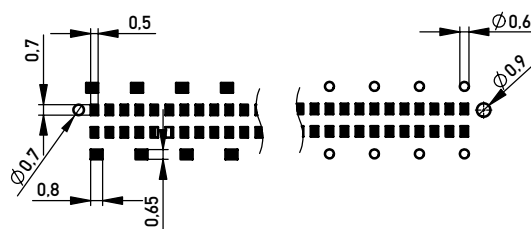
DIMENSIONAL DRAWINGS



4 mm	3.80
6 mm	5.80
8 mm	7.80
10 mm	9.80
Stacking Height	A



Recommended Layout



MicroSpeed - Two-row Configurations

STANDARD, VERTICAL FEMALE —


ORDERING INFORMATION

No. of Pins	Unmated Stacking Height	Termination	Packaging	Part Number
50	4	SMT	Tape and reel	144662
50	4	SMT/THR	Tape and reel	144663
50	6	SMT	Tape and reel	224512
50	6	SMT/THR	Tape and reel	224513
50	8	SMT	Tape and reel	224514
50	8	SMT/THR	Tape and reel	224515
50	10	SMT	Tape and reel	224516
50	10	SMT/THR	Tape and reel	224517

MicroSpeed - Two-row Configurations

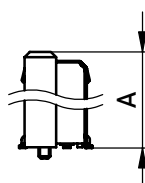
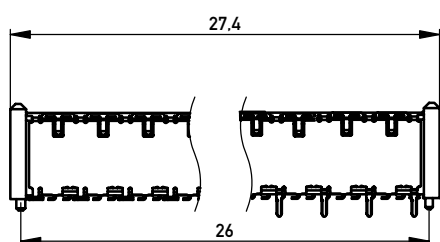
BLIND MATE, VERTICAL FEMALE

PRODUCT SPECIFICATION

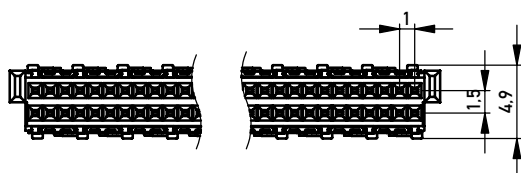


- Vertical, 2-row
- Blind Mate design
- Data rates up to 25 Gbit/s
- Standard shielding
- Shield contacts available in SMT or THR
- Heights: 4, 6, 8, 10 mm
- Polarized mating face
- Tape and reel packaging

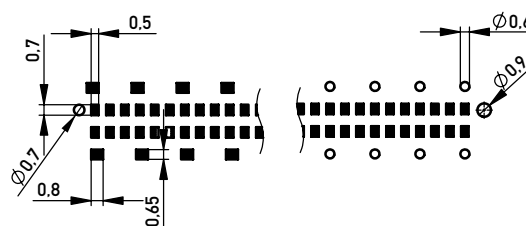
DIMENSIONAL DRAWINGS



4 mm	4,40
6 mm	6,40
8 mm	8,40
10 mm	10,40
Stacking Height	A



Recommended Layout



MicroSpeed - Two-row Configurations

BLIND MATE, VERTICAL FEMALE


ORDERING INFORMATION

No. of Pins	Unmated Stacking Height	Termination	Packaging	Part Number
50	4	SMT	Tape and reel	254876
50	4	SMT/THR	Tape and reel	354175
50	6	SMT	Tape and reel	354176
50	6	SMT/THR	Tape and reel	354177
50	8	SMT	Tape and reel	354178
50	8	SMT/THR	Tape and reel	354179
50	10	SMT	Tape and reel	354180
50	10	SMT/THR	Tape and reel	354181

MicroSpeed - Two-row Configurations

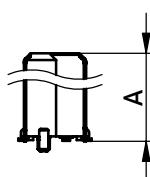
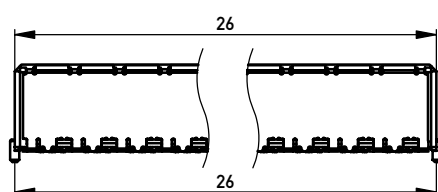
STANDARD EMC ENHANCED, VERTICAL FEMALE

PRODUCT SPECIFICATION


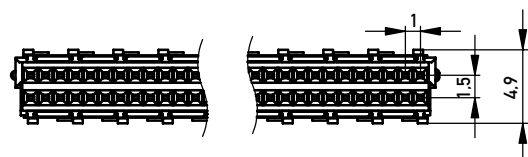


- Vertical, 2-row
- Data rates up to 25 Gbit/s
- EMC enhanced shielding
- Shield contacts available in SMT
- Heights: 4 mm
- Polarized mating face
- Tape and reel packaging

DIMENSIONAL DRAWINGS



4 mm	3.80
Stacking Height	A





MicroSpeed - Two-row Configurations

STANDARD EMC ENHANCED, VERTICAL FEMALE

ORDERING INFORMATION

No. of Pins	Unmated Stacking Height	Termination	Packaging	Part Number
50	4	SMT	Tape and reel	374730

MicroSpeed - Two-row Configurations

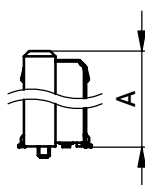
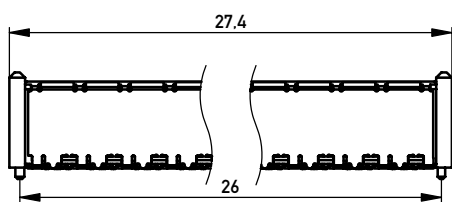
BLIND MATE EMC ENHANCED, VERTICAL FEMALE

PRODUCT SPECIFICATION

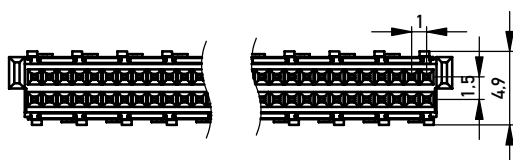


- Vertical, 2-row
- Blind Mate design
- Data rates up to 25 Gbit/s
- EMC enhanced shielding
- Shield contacts available in SMT
- Heights: 4 mm
- Polarized mating face
- Tape and reel packaging

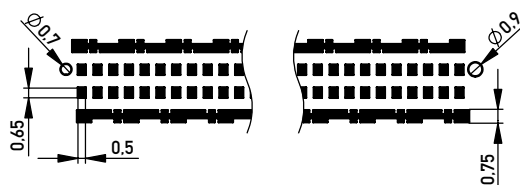
DIMENSIONAL DRAWINGS



4 mm	4.40
Stacking Height	A



Recommended Layout





MicroSpeed - Two-row Configurations

BLIND MATE EMC ENHANCED, VERTICAL FEMALE

ORDERING INFORMATION

No. of Pins	Unmated Stacking Height	Termination	Packaging	Part Number
50	4	SMT	Tape and reel	374725

MicroSpeed - Two-row Configurations

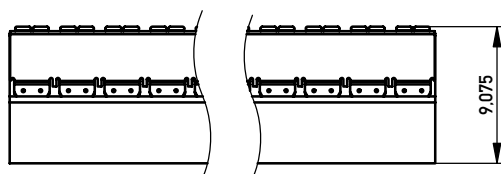
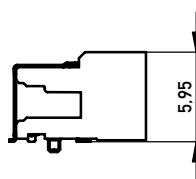
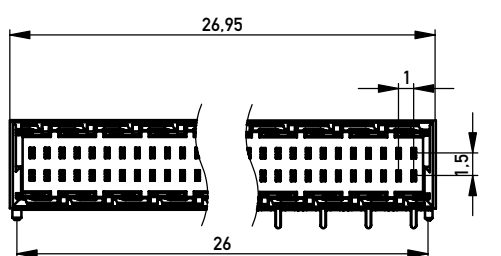
STANDARD EMC ENHANCED, RIGHT ANGLE MALE

PRODUCT SPECIFICATION

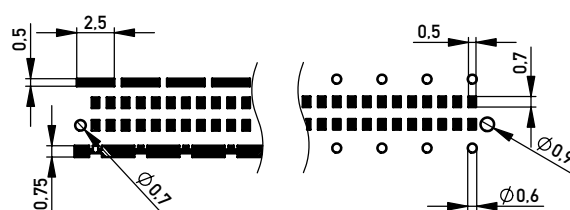


- Right angle, 2-row
- Data rates up to 25 GBit/s
- EMC enhanced shielding
- Shield contacts available in SMT or THR
- Polarized mating face
- Tape and reel packaging

DIMENSIONAL DRAWINGS



Recommended Layout



MicroSpeed - Two-row Configurations

STANDARD EMC ENHANCED, RIGHT ANGLE MALE —

ORDERING INFORMATION

No. of Pins	Termination	Packaging	Part Number
50	SMT	Tape and reel	244692
50	SMT/THR	Tape and reel	374721

MicroSpeed - Two-row Configurations

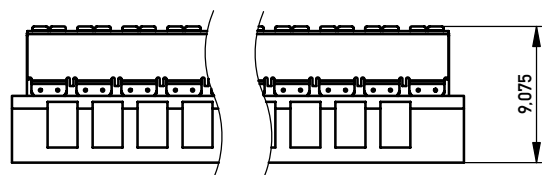
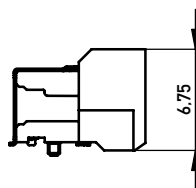
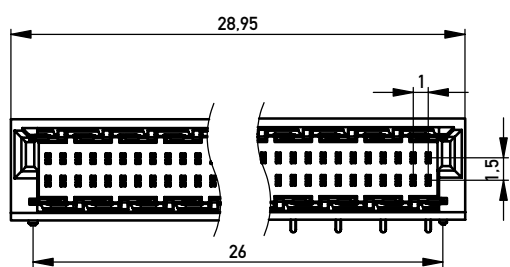
BLIND MATE EMC ENHANCED, RIGHT ANGLE MALE

PRODUCT SPECIFICATION

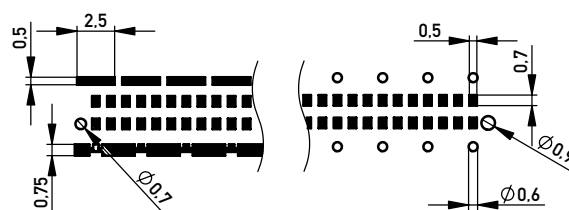


- Right angle, 2-row
- Blind Mate design
- Data rates up to 25 GBit/s
- EMC enhanced shielding
- Shield contacts available in SMT or THR
- Polarized mating face
- Tape and reel packaging

DIMENSIONAL DRAWINGS



Recommended Layout



MicroSpeed - Two-row Configurations

BLIND MATE EMC ENHANCED, RIGHT ANGLE MALE

ORDERING INFORMATION

No. of Pins	Termination	Packaging	Part Number
50	SMT	Tape and reel	284332
50	SMT/THR	Tape and reel	374722

MicroSpeed - Two-row Configurations

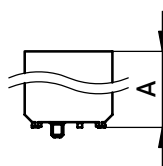
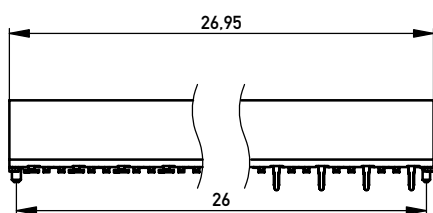
STANDARD, VERTICAL MALE —

PRODUCT SPECIFICATION

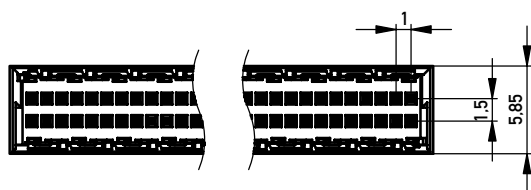


- Vertical, 2-row
- Data rates up to 25 Gbit/s
- Standard shielding
- Shield contacts available in SMT or THR
- Heights: 1, 2, 9, 10 mm
- Polarized mating face
- Tape and reel packaging

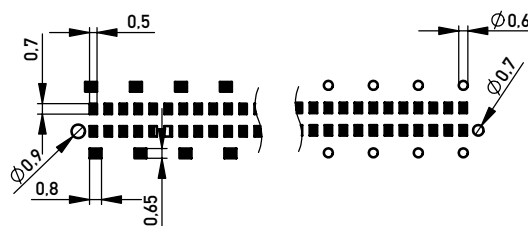
DIMENSIONAL DRAWINGS



1 mm	4.80
2 mm	5.80
9 mm	12.80
10 mm	13.80
Stacking Height	A



Recommended Layout



MicroSpeed - Two-row Configurations

STANDARD, VERTICAL MALE —


ORDERING INFORMATION

No. of Pins	Unmated Stacking Height	Termination	Packaging	Part Number
50	1	SMT	Tape and reel	144680
50	1	SMT/THR	Tape and reel	144681
50	2	SMT	Tape and reel	224557
50	2	SMT/THR	Tape and reel	224558
50	9	SMT	Tape and reel	224559
50	9	SMT/THR	Tape and reel	224560
50	10	SMT	Tape and reel	224561
50	10	SMT/THR	Tape and reel	224562

MicroSpeed - Two-row Configurations

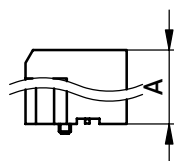
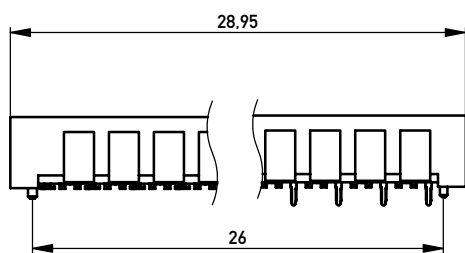
BLIND MATE, VERTICAL MALE

PRODUCT SPECIFICATION

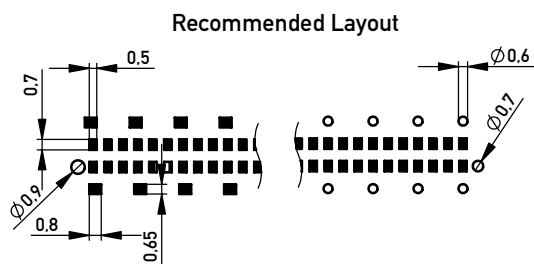
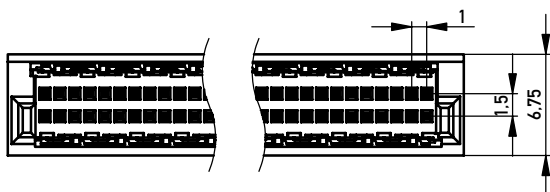


- Vertical, 2-row
- Blind Mate design
- Data rates up to 25 Gbit/s
- Standard shielding
- Shield contacts available in SMT or THR
- Heights: 1, 2, 9, 10 mm
- Polarized mating face
- Tape and reel packaging

DIMENSIONAL DRAWINGS



1 mm	4.80
2 mm	5.80
9 mm	12.80
10 mm	13.80
Stacking Height	A



MicroSpeed - Two-row Configurations

BLIND MATE, VERTICAL MALE —

ORDERING INFORMATION

No. of Pins	Unmated Stacking Height	Termination	Packaging	Part Number
50	1	SMT	Tape and reel	254877
50	1	SMT/THR	Tape and reel	354182
50	2	SMT	Tape and reel	354183
50	2	SMT/THR	Tape and reel	354184
50	9	SMT	Tape and reel	354185
50	9	SMT/THR	Tape and reel	354186
50	10	SMT	Tape and reel	354187
50	10	SMT/THR	Tape and reel	354188

MicroSpeed - Two-row Configurations

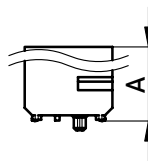
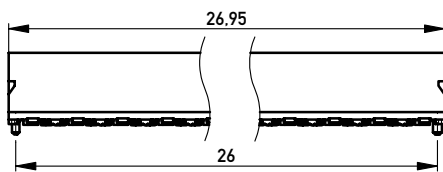
STANDARD EMC ENHANCED, VERTICAL MALE

PRODUCT SPECIFICATION

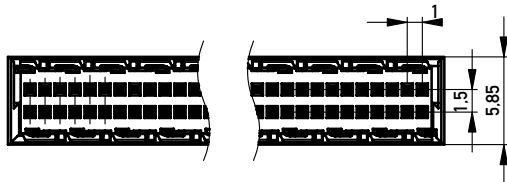


- Vertical, 2-row
- Data rates up to 25 Gbit/s
- EMC enhanced shielding
- Shield contacts available in SMT
- Heights: 1 mm
- Polarized mating face
- Tape and reel packaging

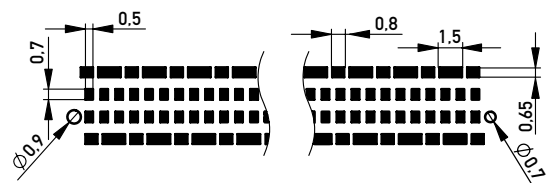
DIMENSIONAL DRAWINGS



1 mm	4,80
Stacking Height	A



Recommended Layout





MicroSpeed - Two-row Configurations

STANDARD EMC ENHANCED, VERTICAL MALE —


ORDERING INFORMATION

No. of Pins	Unmated Stacking Height	Termination	Packaging	Part Number
50	1	SMT	Tape and reel	374732

MicroSpeed - Two-row Configurations

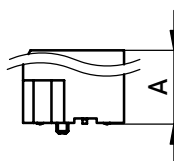
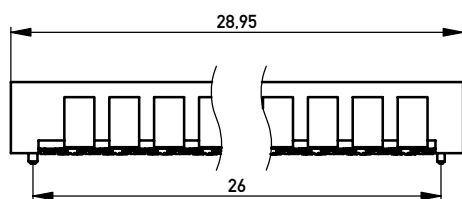
BLIND MATE EMC ENHANCED, VERTICAL MALE

PRODUCT SPECIFICATION

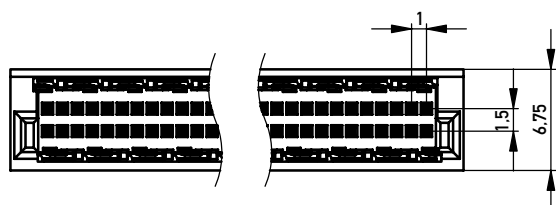


- Vertical, 2-row
- Blind Mate design
- Data rates up to 25 Gbit/s
- EMC enhanced shielding
- Shield contacts available in SMT
- Heights: 1 mm
- Polarized mating face
- Tape and reel packaging

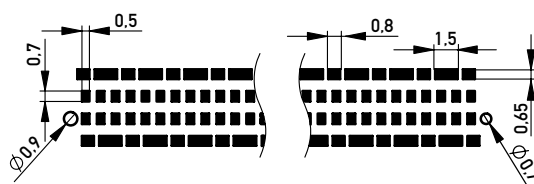
DIMENSIONAL DRAWINGS



1 mm	4.80
Stacking Height	A



Recommended Layout





MicroSpeed - Two-row Configurations

BLIND MATE EMC ENHANCED, VERTICAL MALE

ORDERING INFORMATION

No. of Pins	Unmated Stacking Height	Termination	Packaging	Part Number
50	1	SMT	Tape and reel	374723

MicroSpeed Triple

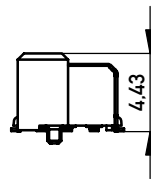
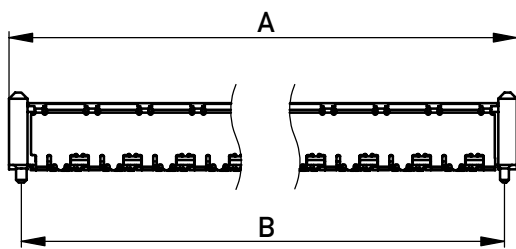
BLIND MATE EMC ENHANCED, VERTICAL FEMALE

PRODUCT SPECIFICATION

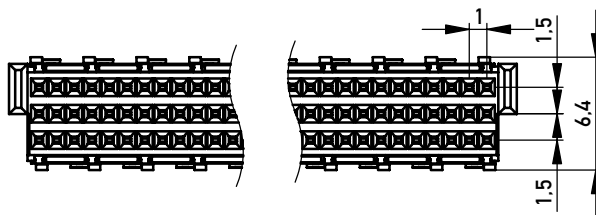


- Vertical, 3-row
- Blind Mate design
- Data rates up to 25 Gbit/s
- EMC enhanced shielding
- Shield contacts available in SMT
- Heights: 4 mm
- Polarized mating face
- Tape and reel packaging

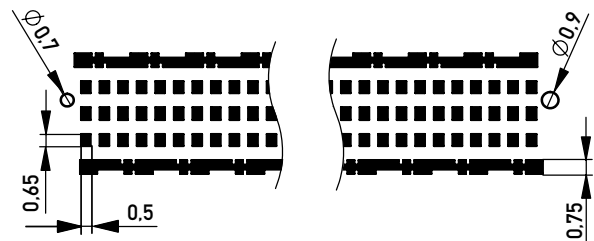
DIMENSIONAL DRAWINGS



75	27.40	26.00
No. of contacts	A	B



Recommended Layout





MicroSpeed Triple

BLIND MATE EMC ENHANCED, VERTICAL FEMALE

ORDERING INFORMATION

No. of Pins	Unmated Stacking Height	Termination	Packaging	Part Number
75	4	SMT	Tape and reel	474473

MicroSpeed Triple

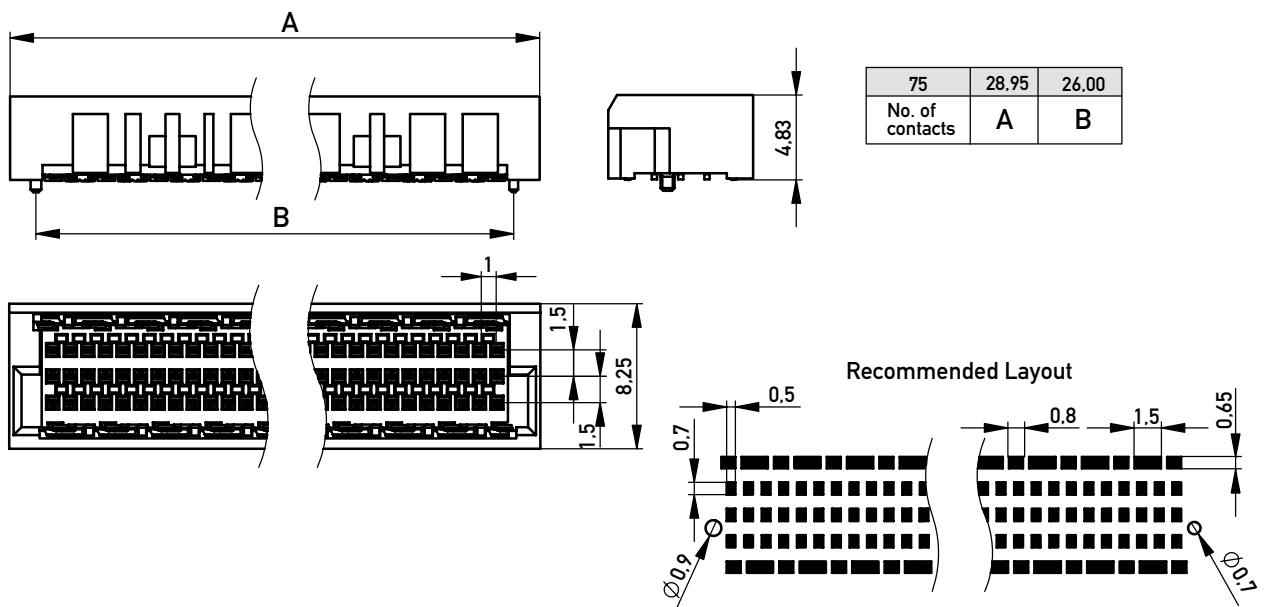
BLIND MATE EMC ENHANCED, VERTICAL MALE

PRODUCT SPECIFICATION



- Vertical, 3-row
- Blind Mate design
- Data rates up to 25 Gbit/s
- EMC enhanced shielding
- Shield contacts available in SMT
- Heights: 1 mm
- Polarized mating face
- Tape and reel packaging

DIMENSIONAL DRAWINGS





MicroSpeed Triple

BLIND MATE EMC ENHANCED, VERTICAL MALE


ORDERING INFORMATION

No. of Pins	Unmated Stacking Height	Termination	Packaging	Part Number
75	1	SMT	Tape and reel	474471

MicroSpeed - Open Pin Field Array

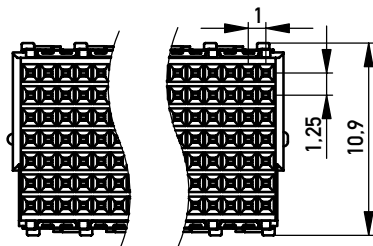
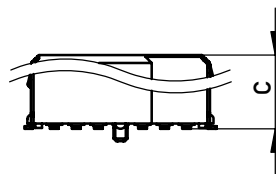
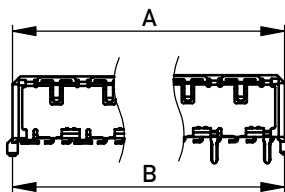
STANDARD, VERTICAL FEMALE

PRODUCT SPECIFICATION



- Open Pin Field Array
- Vertical, 7-row
- Data rates up to 25 Gbit/s
- Standard shielding
- Shield contacts available in SMT or THR
- Heights: 4 mm
- Polarized mating face
- Tape and reel packaging

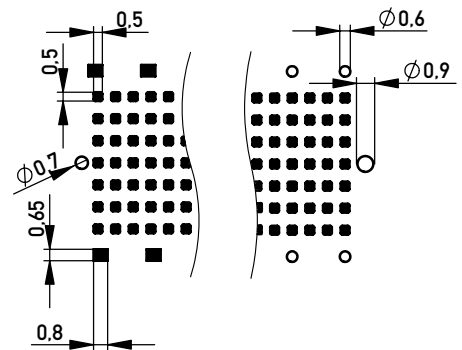
DIMENSIONAL DRAWINGS



4 mm	3.80	
Stacking Height	C	

133	20.00	20.00
91	14.00	14.00
No. of contacts	A	B

Recommended Layout





MicroSpeed - Open Pin Field Array

STANDARD, VERTICAL FEMALE


ORDERING INFORMATION

No. of Pins	Unmated Stacking Height	Termination	Packaging	Part Number
91	4	SMT	Tape and reel	224209
91	4	SMT/THR	Tape and reel	234097
133	4	SMT	Tape and reel	214352
133	4	SMT/THR	Tape and reel	234098

MicroSpeed - Open Pin Field Array

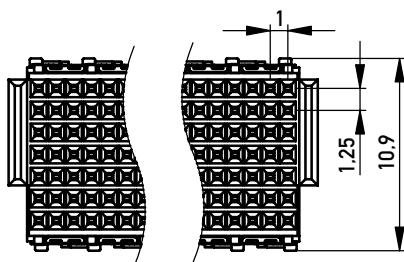
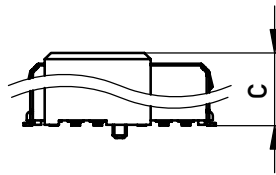
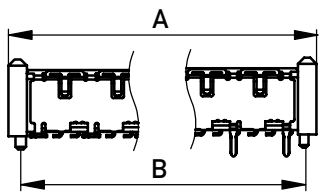
BLIND MATE, VERTICAL FEMALE

PRODUCT SPECIFICATION



- Open Pin Field Array
- Vertical, 7-row
- Blind Mate design
- Data rates up to 25 Gbit/s
- Standard shielding
- Shield contacts available in SMT or THR
- Heights: 4, 6 mm
- Polarized mating face
- Tape and reel packaging

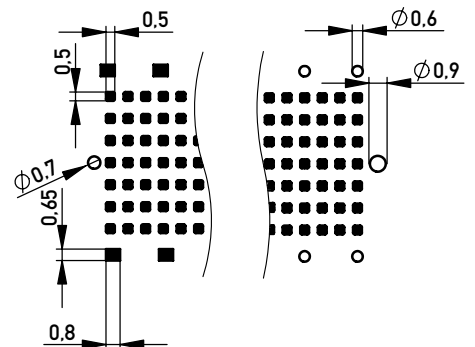
DIMENSIONAL DRAWINGS



4 mm	4,40
6 mm	6,40
Stacking Height	C

133	21,40	20,00
91	15,40	14,00
No. of Contacts	A	B

Recommended Layout





MicroSpeed - Open Pin Field Array

BLIND MATE, VERTICAL FEMALE


ORDERING INFORMATION

No. of Pins	Unmated Stacking Height	Termination	Packaging	Part Number
91	4	SMT	Tape and reel	454701
91	4	SMT/THR	Tape and reel	394930
91	6	SMT	Tape and reel	474192
133	4	SMT	Tape and reel	394256

MicroSpeed - Open Pin Field Array

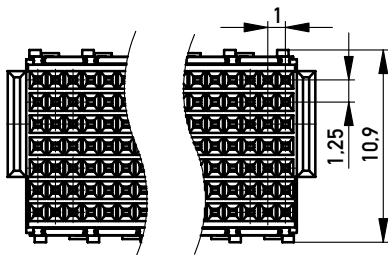
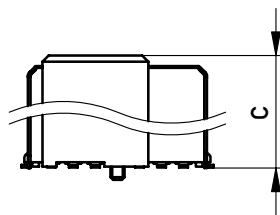
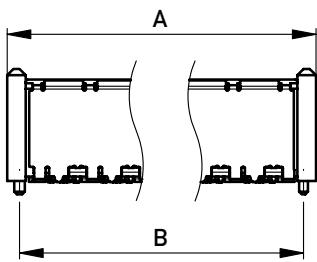
BLIND MATE EMC ENHANCED, VERTICAL FEMALE

PRODUCT SPECIFICATION



- Open Pin Field Array
- Vertical, 7-row
- Blind Mate design
- Data rates up to 25 Gbit/s
- EMC enhanced shielding
- Shield contacts available in SMT
- Heights: 6, 8 mm
- Polarized mating face
- Tape and reel packaging

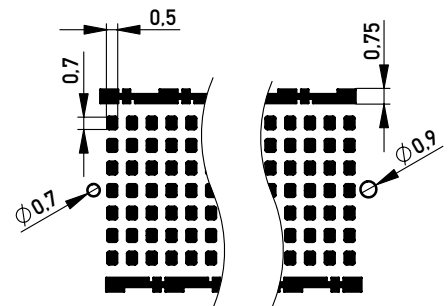
DIMENSIONAL DRAWINGS



6 mm	6.40
8 mm	8.40
Stacking Height	C

133	21.40	20.00
91	15.40	14.00
No. of Contacts	A	B

Recommended Layout





MicroSpeed - Open Pin Field Array

BLIND MATE EMC ENHANCED, VERTICAL FEMALE


ORDERING INFORMATION

No. of Pins	Unmated Stacking Height	Termination	Packaging	Part Number
91	6	SMT	Tape and reel	464138
91	8	SMT	Tape and reel	464139

MicroSpeed - Open Pin Field Array

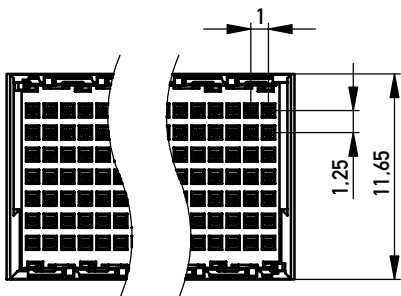
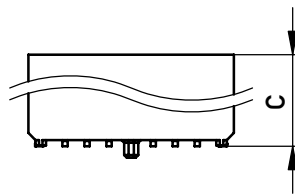
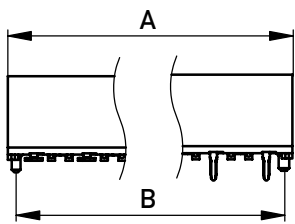
STANDARD, VERTICAL MALE

PRODUCT SPECIFICATION



- Open Pin Field Array
- Vertical, 7-row
- Data rates up to 25 GBit/s
- Standard shielding
- Shield contacts available in SMT or THR
- Heights: 1 mm
- Polarized mating face
- Tape and reel packaging

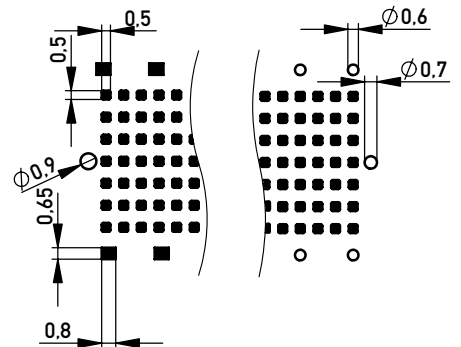
DIMENSIONAL DRAWINGS



1 mm	4.80
Stacking Height	C

133	20.95	20.00
91	14.95	14.00
No. of contacts	A	B

Recommended Layout



MicroSpeed - Open Pin Field Array

STANDARD, VERTICAL MALE —


ORDERING INFORMATION

No. of Pins	Unmated Stacking Height	Termination	Packaging	Part Number
91	1	SMT	Tape and reel	224212
91	1	SMT/THR	Tape and reel	234752
133	1	SMT	Tape and reel	214355
133	1	SMT/THR	Tape and reel	234753

MicroSpeed - Open Pin Field Array

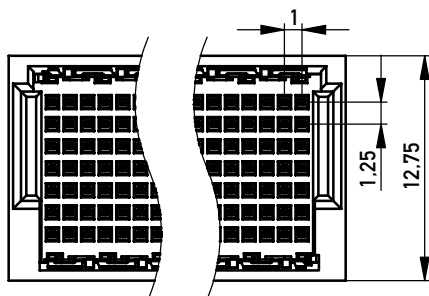
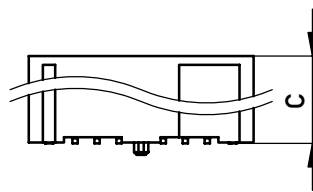
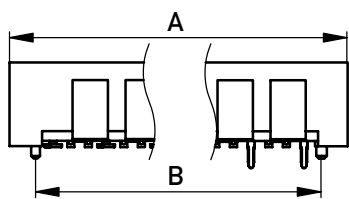
BLIND MATE, VERTICAL MALE

PRODUCT SPECIFICATION



- Open Pin Field Array
- Vertical, 7-row
- Blind Mate design
- Data rates up to 25 Gbit/s
- Standard shielding
- Shield contacts available in SMT or THR
- Heights: 1, 2 mm
- Polarized mating face
- Tape and reel packaging

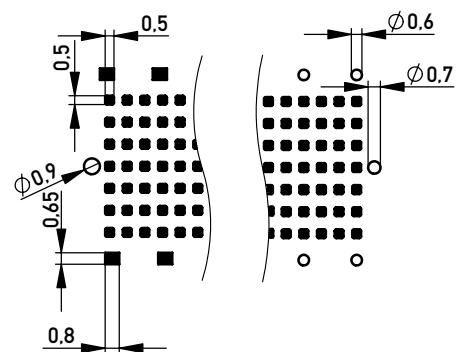
DIMENSIONAL DRAWINGS



1 mm	4.80
2 mm	5.80
Stacking Height	C

133	22.95	20.00
91	16.95	14.00
No. of contacts	A	B

Recommended Layout





MicroSpeed - Open Pin Field Array

BLIND MATE, VERTICAL MALE —


ORDERING INFORMATION

No. of Pins	Unmated Stacking Height	Termination	Packaging	Part Number
91	1	SMT	Tape and reel	454700
91	1	SMT/THR	Tape and reel	394931
91	2	SMT	Tape and reel	474191
133	1	SMT	Tape and reel	394257

MicroSpeed - Open Pin Field Array

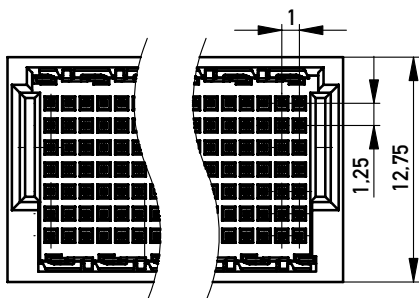
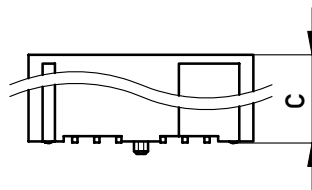
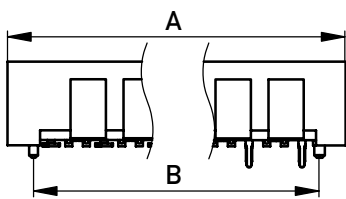
BLIND MATE EMC ENHANCED, VERTICAL MALE

PRODUCT SPECIFICATION



- Open Pin Field Array
- Vertical, 7-row
- Blind Mate design
- Data rates up to 25 Gbit/s
- EMC enhanced shielding
- Shield contacts available in SMT
- Heights: 1, 2 mm
- Polarized mating face
- Tape and reel packaging

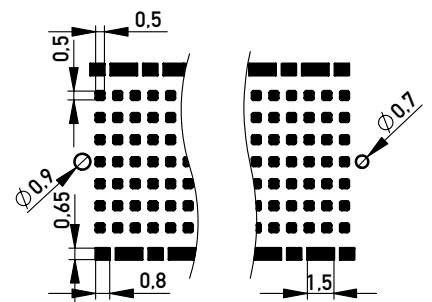
DIMENSIONAL DRAWINGS



1 mm	4.80
2 mm	5.80
Stacking Height	C

133	22.95	20.00
91	16.95	14.00
No. of contacts	A	B

Recommended Layout





MicroSpeed - Open Pin Field Array

BLIND MATE EMC ENHANCED, VERTICAL MALE

ORDERING INFORMATION


No. of Pins	Unmated Stacking Height	Termination	Packaging	Part Number
91	1	SMT	Tape and reel	464136
91	2	SMT	Tape and reel	464137

MicroSpeed - High-Speed Connectors


CUSTOMIZED SOLUTIONS



HIGH SPEED & HIGH POWER INTERCONNECTS



Numerous pin counts



RWB Connectors
Power Connectors

Combo Module



MicroSpeed - High-Speed Connectors

PART NUMBER INDEX —

Part Number	Page
144662	25
144663	25
144680	37
144681	37
214352	49
214355	55
224209	49
224212	55
224512	25
224513	25
224514	25
224515	25
224516	25
224517	25
224557	37
224558	37
224559	37
224560	37
224561	37
224562	37
234097	49
234098	49
234752	55
234753	55
244676	21
244692	33

Part Number	Page
254876	27
254877	39
284310	23
284332	35
354175	27
354176	27
354177	27
354178	27
354179	27
354180	27
354181	27
354182	39
354183	39
354184	39
354185	39
354186	39
354187	39
354188	39
354262	43
354263	43
354264	43
354265	43
354266	43
354267	43
354268	43
354269	43



MicroSpeed - High-Speed Connectors

PART NUMBER INDEX —

Part Number	Page
354275	45
354276	45
354281	45
354282	45
374719	21
374720	23
374721	33
374722	35
374723	43
374725	31
374730	29
374732	41
374954	43
374955	45
394256	51

Part Number	Page
394257	57
394930	51
394931	57
454700	57
454701	51
464136	59
464137	59
464138	53
464139	53
474191	57
474192	51
474471	47
474473	45

**ERNI Electronics GmbH & Co. KG**

Seestrasse 9
73099 Adelberg
Germany
Tel +49 7166 50-0
Fax +49 7166 50-282
info@erni.com
www.erni.com

Europe South America Africa**ERNI Electronics Inc.**

2201 Westwood Ave
Richmond, VA 23230/USA
Tel +1 804 228-4100
Fax +1 804 228-4099
info@erni.us

North America Canada Mexico**ERNI Asia Holding Pte Ltd.**

23A Serangoon North Avenue 5
04-11
Singapore 554369
Tel +65 6 555 5885
Fax +65 6 555 5995
info.sg@erni.com

Asia Australia New Zealand**ERNI Electronics AG**

Zürichstrasse 72
8306 Brütisellen - Zürich
Switzerland
Tel +41 44 835 33 83
info@erni-electronics.ch

Switzerland